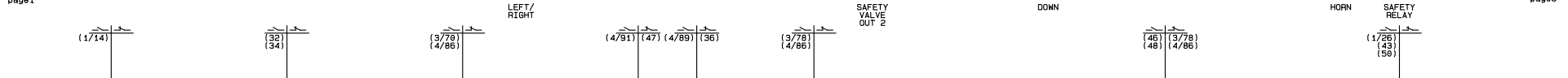
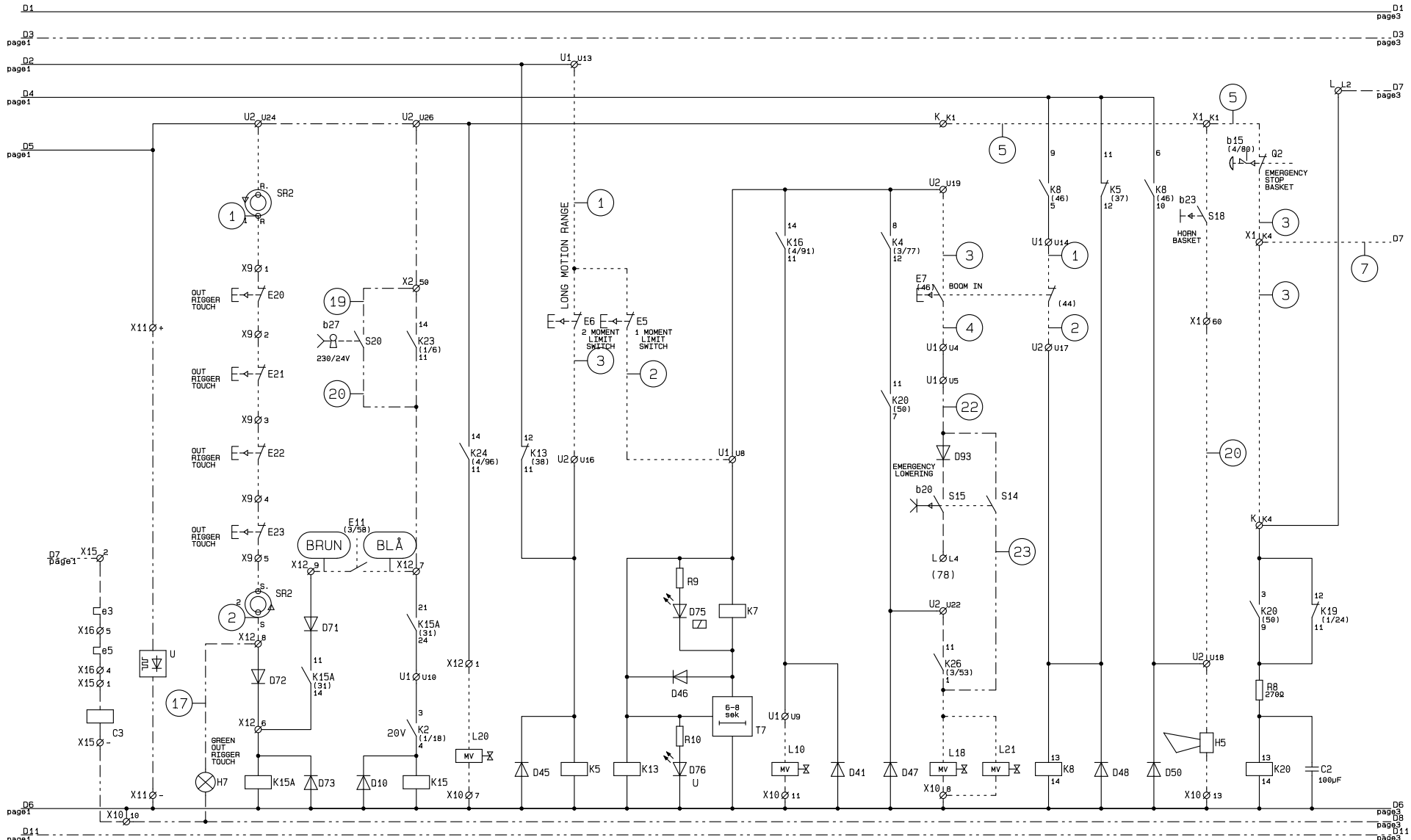
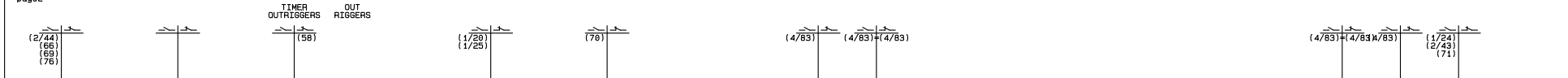
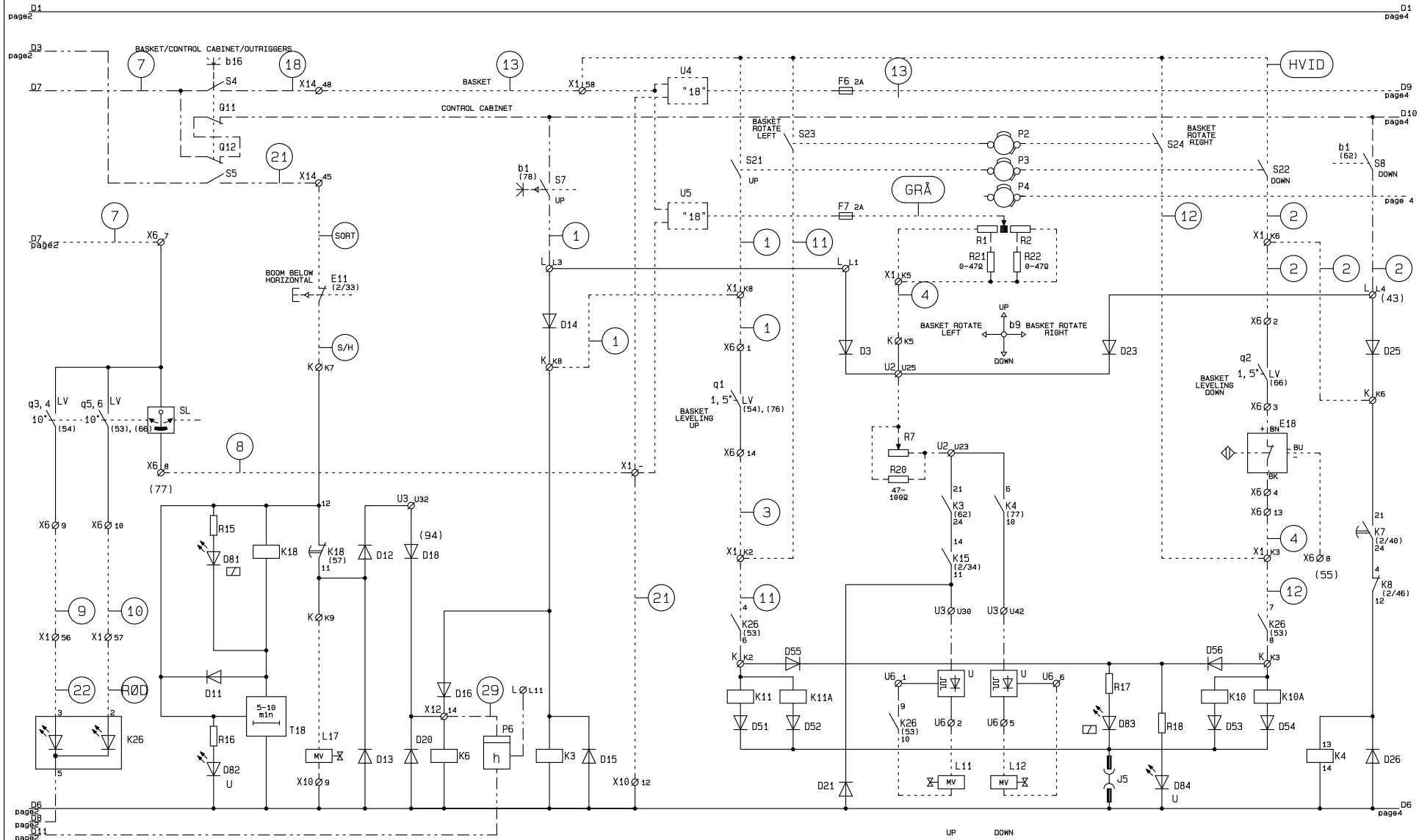
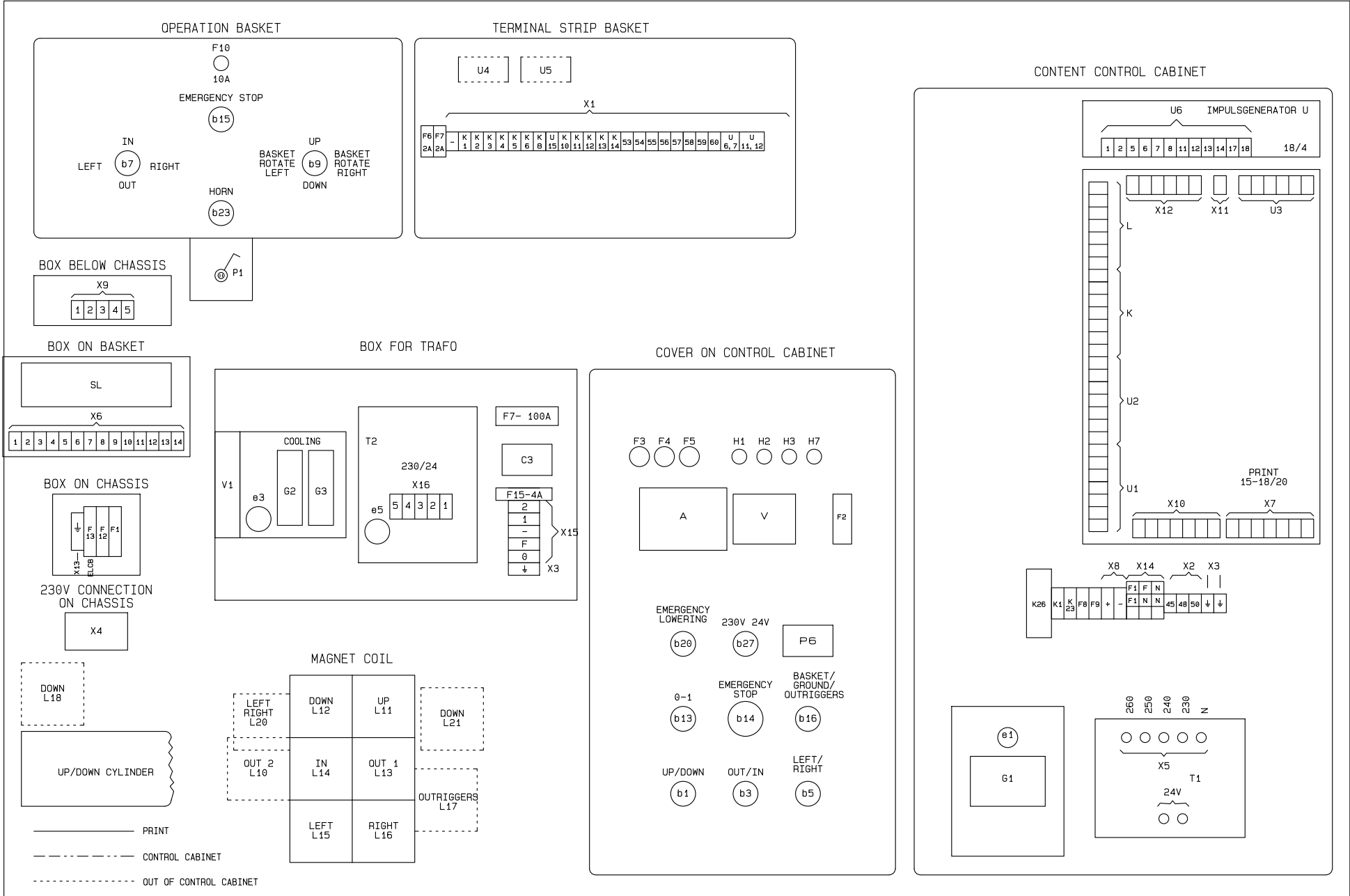


DENKA LIFT	Lift type : DL18 & DL21 RBW	No : 12874	Hydraulics : Atos Prop Ver.3	Dia No. : -
Højvang 5 4300 Holbæk Phone 59 45 55 00	Extra equipment: 115 Amp. Trafo	Drawn by : MW	Approved by : CTJ REGSTRUP AUT.	Title : Key circuit diagram
Date : 23-02-06 Rev. :			Page : 1 of 12	

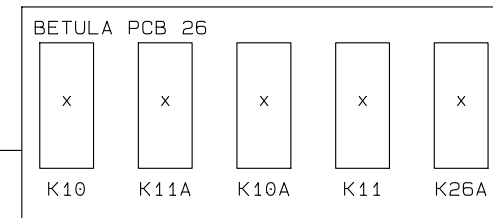
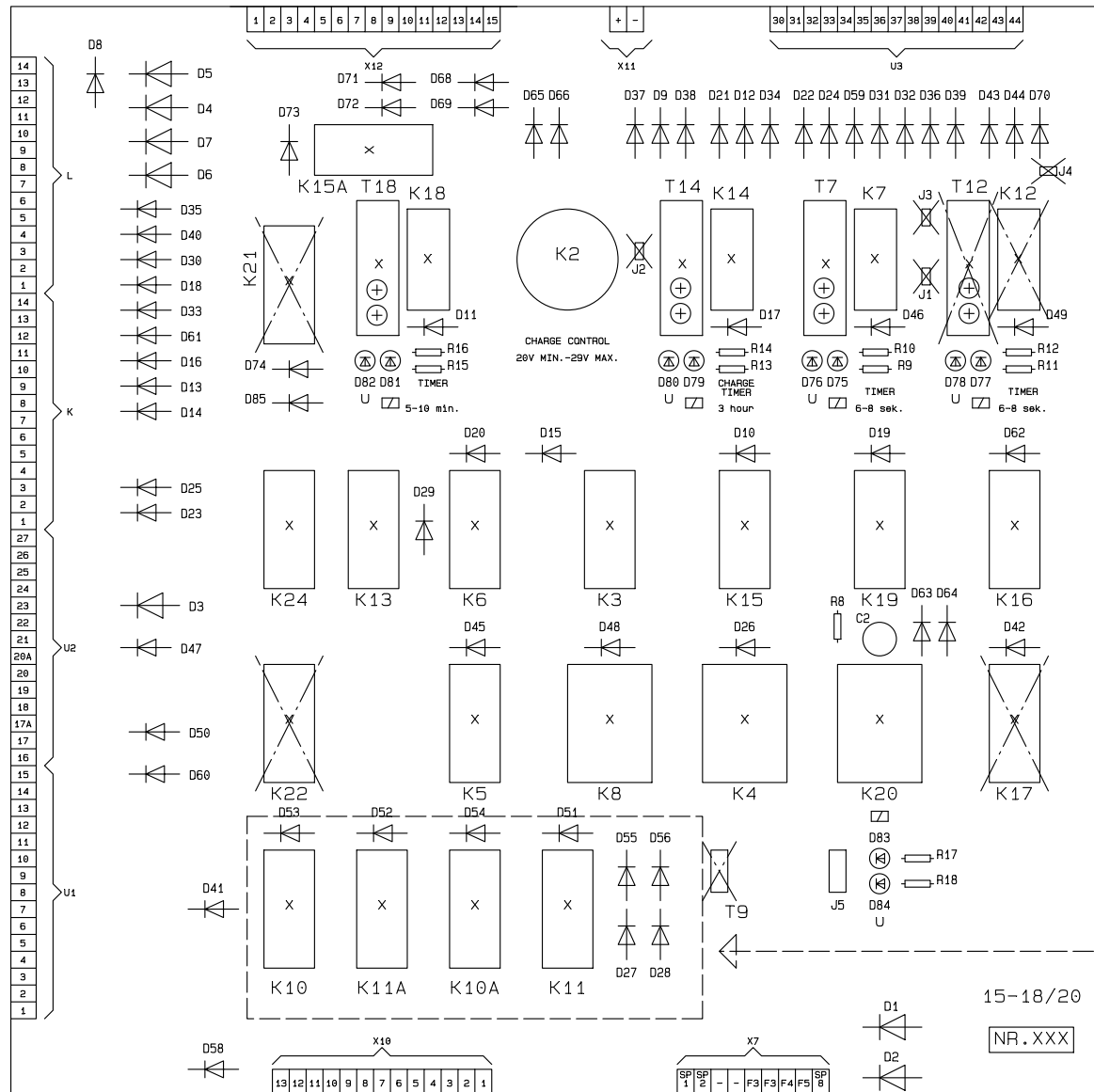






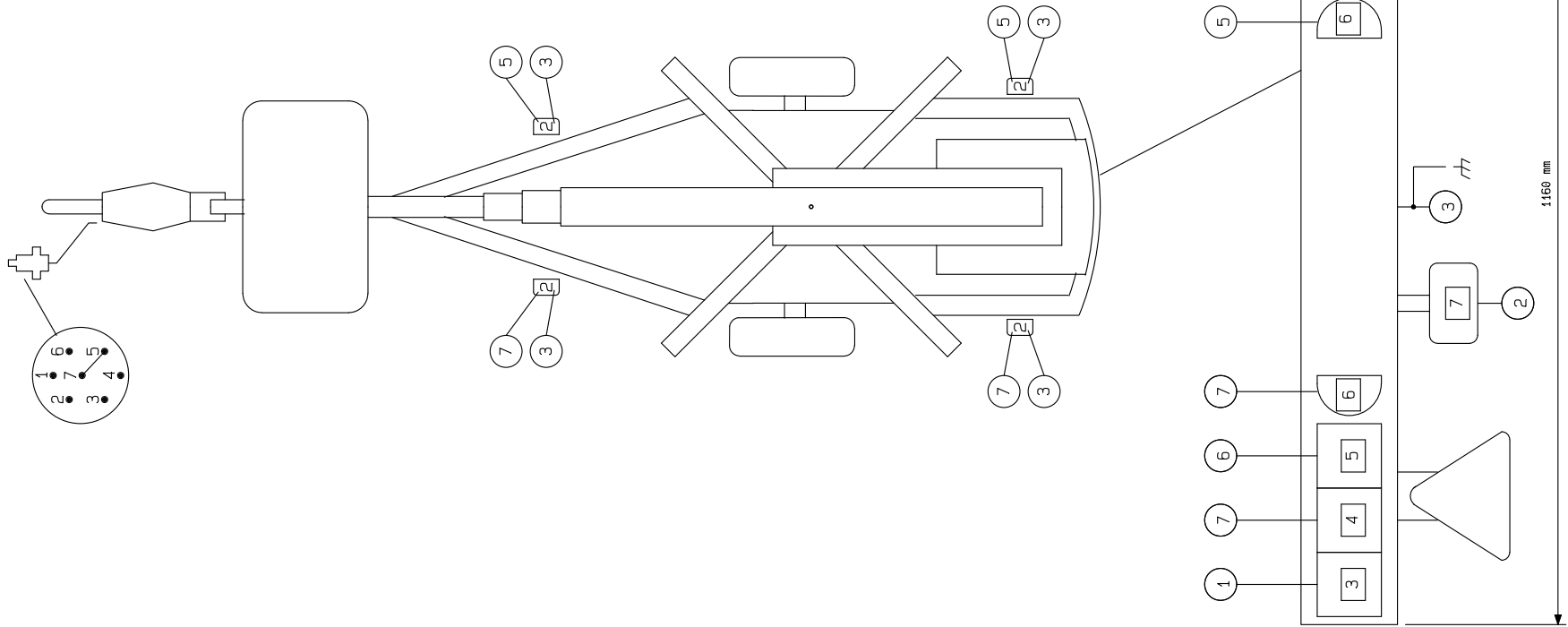


X = FREE SOCKET



DENKA LIFT Højvang 5 4300 Holbæk Phone 59 45 55 00	Lift type : DL18 & DL21 RBW	No : 12874	Hydraulics : Atos Prop Ver.3	Dia No. : -
	Extra equipment: 115 Amp. Trafo	Drawn by : MW	Approved by : CTJ REGSTRUP AUT.	Title : Circuit-board
		Date : 23-02-06	Rev. :	Page : 6 of 12

- 2 SIDELIGHT
- 3 RIGHT/LEFT FLASH
- 4 RIGHT/LEFT TAILLIGHT
- 5 BRAKELIGHT
- 6 NUMBER PLATE LAMP
- 7 FOG LAMP
- WIRENUMBER



DENKA LIFT

Lift type : DL18 & DL21 RBW

No : 12874

Hydraulics : Atos Prop Ver.3

Dia No. : -

Extra equipment: 115 Amp. Trafo

Title : Light on chassis

Højvang 5 4300 Holbæk Phone 59 45 55 00

Drawn by : MW

Approved by : CTJ REGSTRUP AUT.

Date : 23-02-06 Rev. :

Page : 7 of 12

## PARTSLIST

Machine type :DL18 & DL21 RBW  
 Machine number : 12874  
 Extra equipment : 115 Amp. Trafo

Denka Lift A/S  
 Højvang 5  
 DK-4300 Holbæk  
 e-mail: info@denka.dk  
 Phone +45 59 45 55 00  
 Telefax. +45 59 44 21 55

Pos.	Description	Part No
A	Ammeter, GB R59M 0/50A	03400007
B1..B4	Battery 24015 6V	03390004
C1, C3	Relay, 0333 009 013	03300001
C2	Capacitor, 100µF 63V	03480150
C3	Capacitor, 0,22µF x1 300V SH	03480151
D1, D2	Diode, 6 Amp. 400V	03480104
D3..D7, D94, D95	Diode, 3 Amp. 400V	03480103
D8..D56, D58, D60..D66, D71..D73, D90, D93	Diode, 1n4007 1000V	03480101
D75, D79, D81, D83	Lightdiode, yellow 5mm	03480107
D76, D80, D82, D84	Lightdiode, green 5mm	03480106
E5, E6	Limit switch, XCK-J561	03090003
E7	Limit switch, XCK-M521	03090013
E11	Limit switch XCMA-102 (5)	03090070
E18	Inductive sensor, XS2N12PB340	03410072
E19	Limit switch, XCK-S541	03090033
E20..E23	Limit switch, XCMA-110 (5)	03090072
F1, F12	Automatic fuse, 10A	03410009
F2	Fuse automatic, 50A	03410010
F3	Fuse, 16A	03410007
F4, F5, F15	Fuse, 4A	03410005
F6, F7	Fuse, 2A	03410048
F8, F9	Fuse, 1A	03410047
F10	Fuse, 10A	03410006

Dia No :-

Drawn by : MW

Approved by : CTJ REGSTRUP AUT.

Date : 23-02-06

Revision :

Page : 8 of 12

## PARTSLIST

Machine type : DL18 & DL21 RBW  
 Machine number : 12874  
 Extra equipment : 115 Amp. Trafo

Denka Lift A/S  
 Højvang 5  
 DK-4300 Holbæk  
 e-mail: info@denka.dk  
 Phone +45 59 45 55 00  
 Telefax. +45 59 44 21 55

Pos.	Description	Part No
F11	Fuse, 125A Din 00	03410008
F13	Earth leakage breaker, 2pol 25A 30mA	03410088
F14	Main fuse, 100A DIN 00	03410049
G1	Rectifier, 50A	03420005
G2, G3	Rectifier, SKKD 81/14	03420070
H1	Lightdiode, yellow 5mm	03480003
H2, H7	Lightdiode, green 5mm	03480002
H3	Lightdiode, red flash w/house	03480027
H5	Horn, 24V	03080016
J5	Jumper, 3pol	03480046
K, L, U2	Multi clamp connector, BL 14 12603-6	03480019
K1	Relay, 1-pol 24V 16A, Schrack RT314024, Finder 4061.9024	03410026
K2	Relay, min/max voltage	03410020
K3, K5..K7, K13..K15, K15A, K16, K18, K19	Relay, 2-pol 24V 10A, Schrack RT424024, Finder 4462.9024	03410027
K4, K8, K20	Relay, 3-pol 24V 5A, Sch ZG 400024, Fin 5534.9024.0040	03410065
K6, K24	Relay, 2-pol 18V 10A, Sch RT424018, Fin 4462.9018	03410069
K10, K10A, K11, K11A, K26A	Relay Schrack, 1-pol 18VDC 16A, RT31L018	03410507
K23	Relay, 2-pol 230V 5A, Sch RT424730, Fin 4452.8230	03410066
K26	Safety device, 10ø	03410070
L10, L17, L19..L21	Coil, CCS0 24D	03240005
L11..L16	Magnetcoil, SPC0Z0-18DC	03240091
L18	Coil, LISK 36W 24V	03240034
M1	Motor, 24MC 42 THWA	03300004
M2	DC motor compl. Pavalux	03300029

Dia No :-

Drawn by : MW

Approved by : CTJ REGSTRUP AUT.

Date : 23-02-06

Revision :

Page : 9 of 12

## PARTSLIST

Machine type : DL18 & DL21 RBW  
 Machine number : 12874  
 Extra equipment : 115 Amp. Trafo

Denka Lift A/S  
 Højvang 5  
 DK-4300 Holbæk  
 e-mail: info@denka.dk  
 Phone +45 59 45 55 00  
 Telefax. +45 59 44 21 55

Pos.	Description	Part No
M3	Motor, 30-24V DC	03360011
P1	Power point,	03420505
P2	Programdisk, CS 061, White rotatebasket control voltage	03470070
P3, P5	Programdisk, CS 061 A, Black	03470074
P4	Programdisk, CS 061 R, Red rotate basket main current	03470037
P6	Hour counter, Digital 48x24 TY.1 12-24 VDC	03400020
PCB 26	PCB modul Betula	03410123
Q1, Q2, Q6, Q11, Q12	Contact block, ZB2-BE102 BR.	03430004
Q13, S25	Double-switch, CS0 71BR, Red	03470066
R1 R2, R3 R4, R5 R6	Potentiometer, 21/50 2x50ê	03470043
R7	Potentiometer, 22/40 30ê	03470038
R8	Resistor, 270ê - 2W/5%	03480189
R9, R10, R13..R18	Resistor, 2,2Kê - 2W/5%	03480206
R20..R26	Resistor, 2W +ê	03480199
R27	Thermistor, PTC 63V In1A Imax2A	03480207
S1	Contact block, ZB2-BE201 SL.	03430005
S2..S5, S7..S10, S12..S15, S18	Contact block, ZB2-BE101 SL.	03430003
S21..S24, S27, S28	Double-switch, CS0 71B, Blue	03470072
SL	Levelling module SL	03410610
SR1	Collector, 2701 f. slip ring 220V	03460001
SR2	Collector, 2702 f. slip ring 24V	03460002
T1	Transformer, 230-260/24V 30A	03420085
T2	Transformer, 220/24 115A incl. thermofeeler	03420069
T7, T14, T18	Electronic timemodule, MRMZ0W00 0, 1s-10h	03410068

Dia No :-

Drawn by : MW

Approved by : CTJ REGSTRUP AUT.

Date : 23-02-06

Revision :

Page : 10 of 12

## PARTSLIST

Machine type : DL18 & DL21 RBW  
 Machine number : 12874  
 Extra equipment : 115 Amp. Trafo

Denka Lift A/S  
 Højvang 5  
 DK-4300 Holbæk  
 e-mail: info@denka.dk  
 Phone +45 59 45 55 00  
 Telefax. +45 59 44 21 55

Pos.	Description	Part No
U	Circuit board pulsegenerator 18/4	03480084
U1, U3, X12	Multi clamp connector, BL 15 12604-6	03480020
U4, U5	Voltage stabilizer, 18V T0220	03480130
U6	Multi clamp connector, BL12 12601-6	03480025
V	Voltmeter, KM 48	03400001
V1	Fan, 220V AC	03400008
X1	Clamp, AKZ 4mmý DIN 15	03440014
X2, X15	Clamp PA, 4mmý DIN 35	03440009
X3	Ground clamp, PA66116	03440044
X4	Wall socket, CEE 16A/lid	03420500
X6	Multi clamp connector 45 SMSTB 2, 3/14	03420112
X7	Multi clamp connector, BL 9	03480070
X8	Clamp, PA 16mmý DIN 35	03440011
X9	Terminal, 2,5mmý	03440017
X10	Multi clamp connector, BL 13 12602-6	03480018
X11	Multi clamp connector, BL2 12591-6	03480035
X13	Wall socket f. mains	03420018
X14	Clamp, 4/35 double	03440052
Y1	Excess voltage protecting devise, 250V	03420009
b1, b3, b5	Twist knob, ZB2-BD5 3 pos.	03430012
b7	Controller 4-way VRZS-254-3 out/in right/left	03470002
b8	Contact compl. f. S&B	03470065
b9	Controller 4-way VRZ-254-6 up/down w/direction switch+r.bask	03470025
b13, b27	Key switch, ZB2-BG2 2 pos.	03430013

Dia No :-

Drawn by : MW

Approved by : CTJ REGSTRUP AUT.

Date : 23-02-06

Revision :

Page : 11 of 12

