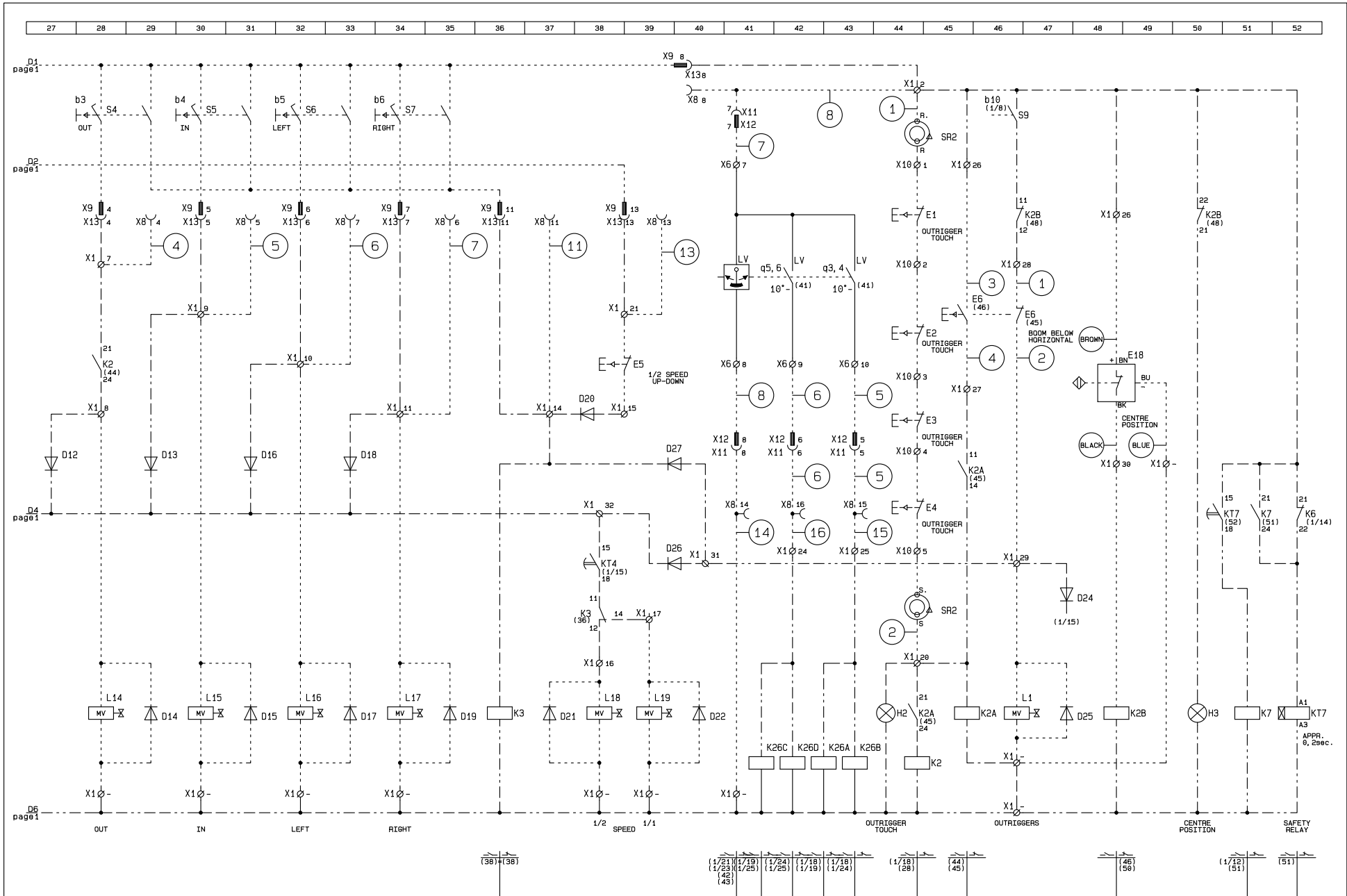
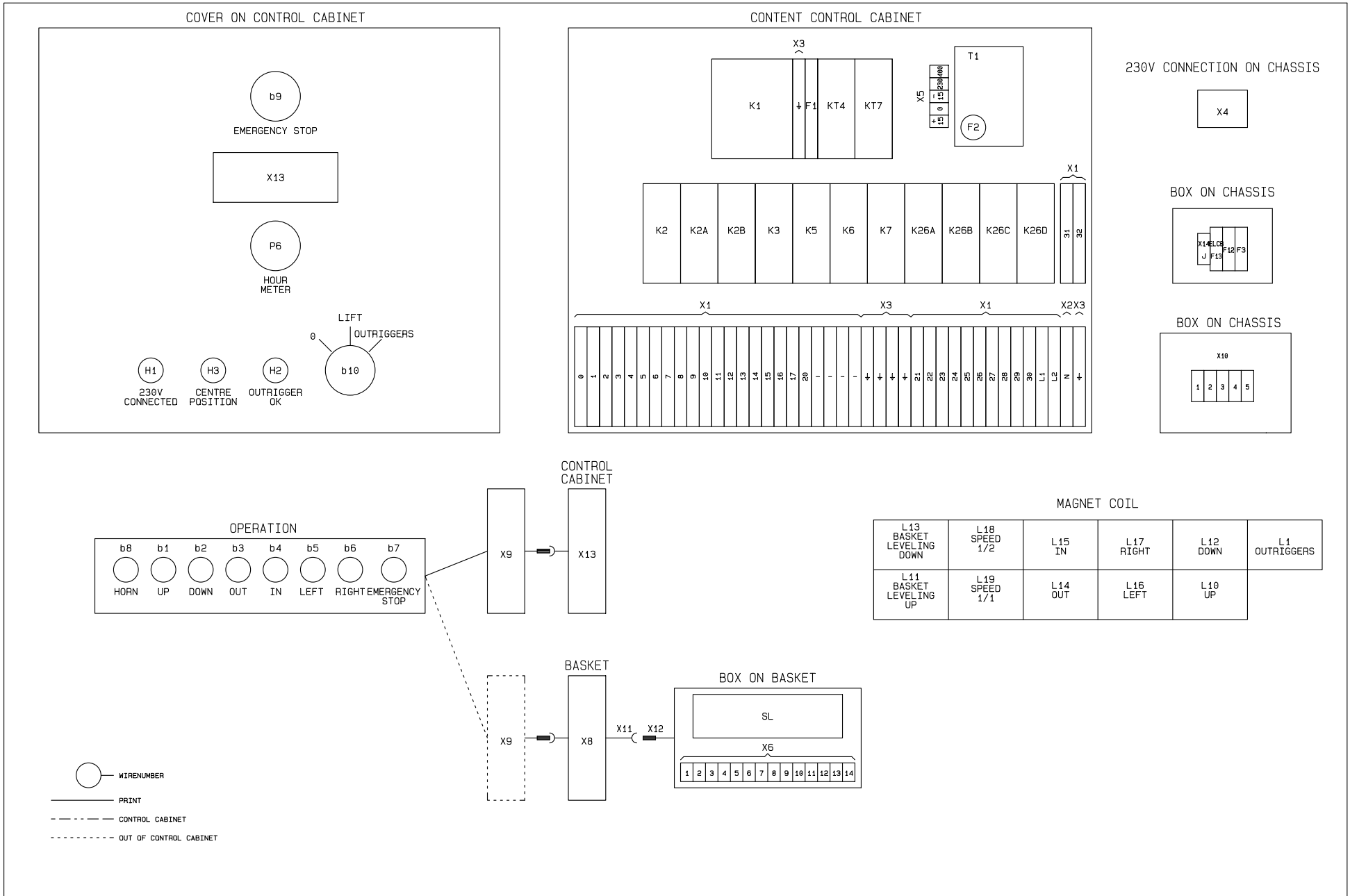


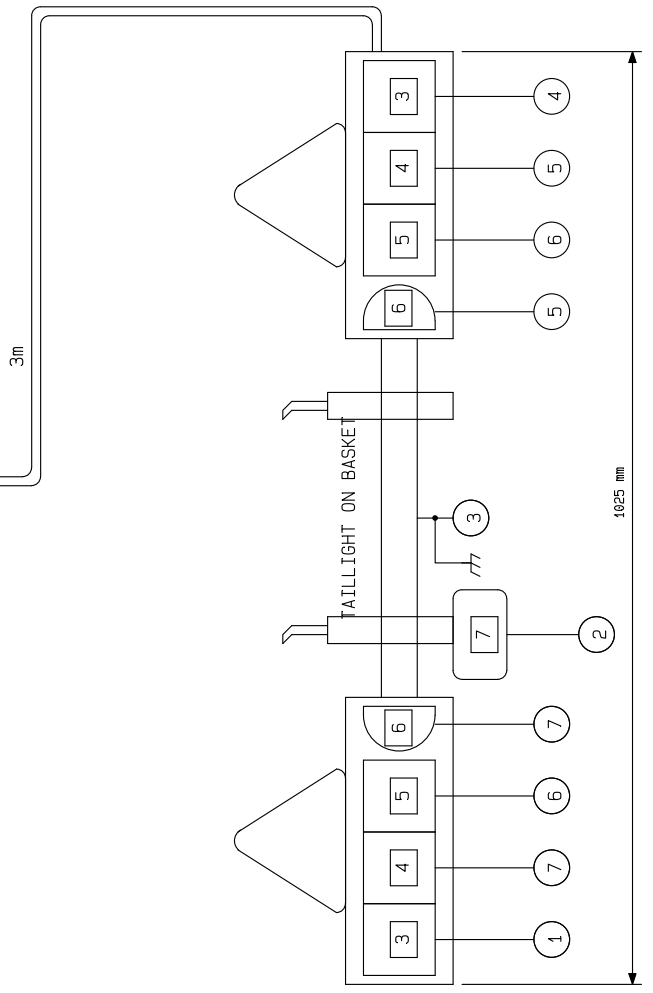
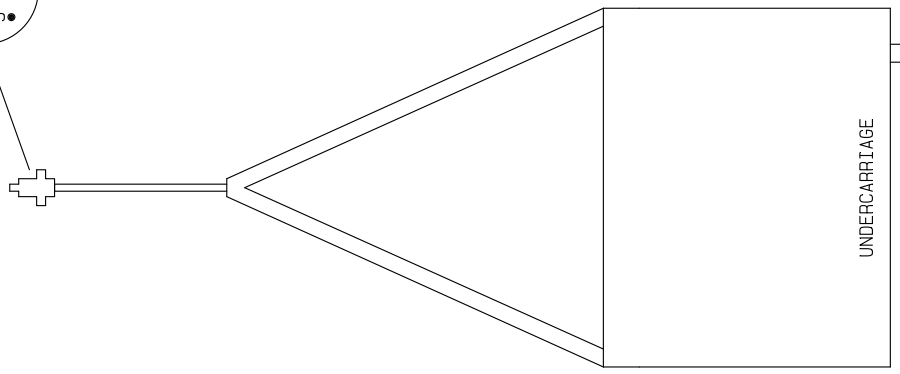
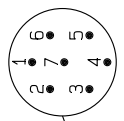
DENKA LIFT Højvang 5 4300 Holbæk Phone 59 45 55 00	Lift type : DK8JR12	No : 12996	Hydraulics : Atos ON/OFF	Dia. No. : -
	Extra equipment: CE MODEL	Drawn by : CTJ	Approved by : CTJ	Title : Key circuit diagram
			Date : 28.08.06 Rev. : -	page : 1 of 7



DENKA LIFT Højvang 5 4300 Holbæk Phone 59 45 55 00	Lift type : DK8JR12	No : 12996	Hydraulics : Atos ON/OFF	Dia. No. : -
	Extra equipment: CE MODEL	Approved by : CTJ	Date : 28.08.06 Rev. : -	Title : Key circuit diagram
Drawn by : CTJ	Approved by : CTJ	Date : 28.08.06 Rev. : -	page : 2	of 7



- 3 RIGHT/LEFT FLASH
- 4 RIGHT/LEFT TAILLIGHT
- 5 STOP
- 6 NUMBER PLATE LAMP
- 7 FOG LAMP
- WIRENUMBER



DENKA LIFT Højvang 5 4300 Holbæk Phone 59 45 55 00	Lift type : DK8JR12	No : 12996	Hydraulics : Atos ON/OFF	Dia. No. : -
	Extra equipment: CE MODEL	Drawn by : CTJ	Approved by : CTJ	Title : Light on chassis
		Date : 28.08.06	Rev. : -	page : 4 of 7

PARTSLIST

Machine type :
Machine number : 12996
Extra equipment :

Denka Lift A/S
Højvang 5
DK-4300 Holbæk
e-mail: info@denka.dk
Phone +45 59 45 55 00
Telefax. +45 59 44 21 55

Pos.	Description	Part No
D1, D8, D12, D13, D16, D18, D20, D24, D26, D27	Diode, 3 Amp. 400V	03480103
E1..E4	Limit switch, XCM A 1103 M	03090067
E5, E6	Limit switch, XCK-P527H29	03090069
E18	Inductive sensor, XS2N12PB340	03410072
F1	Fuse, 1A	03410047
F2	Fuse 5x20 8A	03400101
F3, F12	Automatic fuse, 10A	03410009
F13	Earth leakage breaker, 220V 2pol 16A 10mA	03410039
H1..H3	LED head green ZB4AV033	03090123
H1..H3	LED block w. base green ZB4BVB3	03090124
H4	Horn, 24V	03080016
K1	Relay 12A 24VDC, LC1D12BD	03090127
K2, K2A, K2B, K3, K5..K7, K26A.. K26D	Relay 24VDC 2pole	03410080
KT4, KT7	Timer multifkt 24-230V, ODQ1	03090125
L1, L10..L19	Magnet Coil, DHI 24V DC	03240021
LV	Levelling module SL	03410610
M1	Motor, ABB MT906 L24 FT130	03300030
P1	Power point, single german model	03420504
P6	Hourmeter 12/48V HCD, 30050269	03090131
Q1	Base with contact 1NC ZB4BZ102	03090156
Q2	Contact element NC emerg. stop	03430092
Q3, Q4	Contact block NC ZBE102	03090160
Q5	Contact block NC ZENL1121	03090171

Dia No :-

Drawn by : CTJ

Approved by : CTJ

Date : 28.08.06

Revision : -

Page : 5 of 7

PARTSLIST

Machine type :
Machine number : 12996
Extra equipment :

Denka Lift A/S
Højvang 5
DK-4300 Holbæk
e-mail: info@denka.dk
Phone +45 59 45 55 00
Telefax. +45 59 44 21 55

Pos.	Description	Part No
S2..S7	GG contact element NO 2 speed	03430082
S8	Contact element NO (horn)	03430091
S9	Contact block NO ZBE101	03090159
SR1	Collector, 2701 f. slip ring 220V	03460001
SR2	Collector, 2702 f. slip ring 24V	03460002
Side 4	Light on chassis	12015922
T1	Powersupply 120W 5A 24VDC, ABL6RF2405	03090126
X1	Dobb. Spring terminal DIN35	03440102
X2	Dobb. Blue spring terminal	03440101
X3	Earth Spring terminal DIN35	03440100
X4	Wall socket, CEE 16A/lid	03420500
X6	Multi clamp connector 45 SMSTB 2, 3/14	03420112
X8, X13	Insert, 16 pol (female) 710116	03420013
X9	Insert, 16 pol (male) 710216	03420015
X10	Clamp insert, 2,5mm ²	03440046
X11	Multiclamp Insert, (female) 09210073131	03420510
X12	Multiclamp Insert, (male) 09210073031	03420511
X14	Ground clamp, PA66116	03440044
b1, b3, b5	GG button white w double arrow	03430080
b2, b4, b6	GG button black w double arrow	03430081
b7	GG emerg stop w. indicat. 30mm	03430074
b8	Button f horn Giovanz	03430085
b9	Emergency stop ZB4BS844	03090155
b10	Key switch 0/lock/lock, ZB4BG9	03090120

Dia No : -

Drawn by : CTJ

Approved by : CTJ

Date : 28.08.06

Revision : -

Page : 6 of 7

