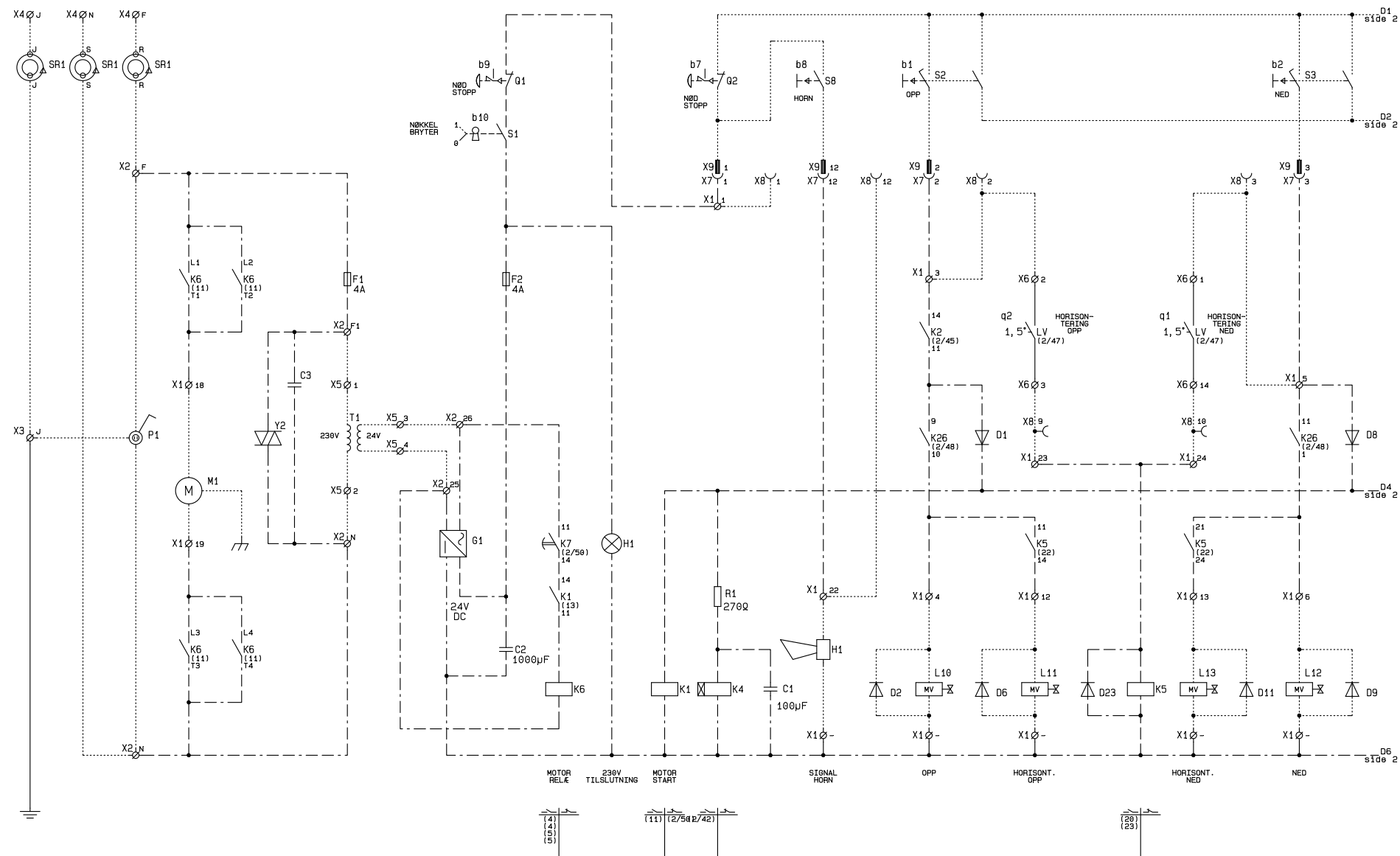
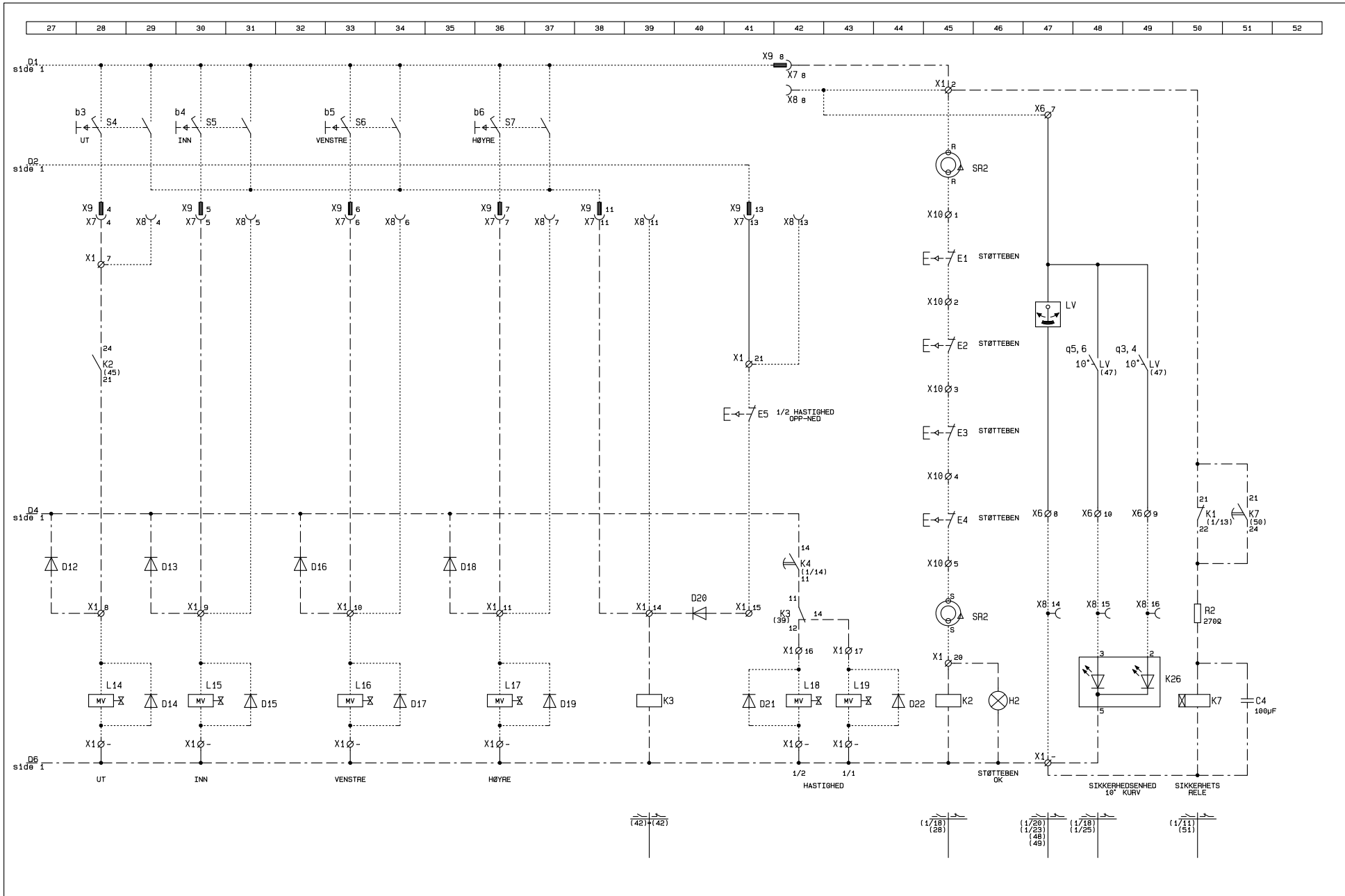


1	2	3	4	5	6	7	8	9	10	11	12	13	14	15	16	17	18	19	20	21	22	23	24	25	26
---	---	---	---	---	---	---	---	---	----	----	----	----	----	----	----	----	----	----	----	----	----	----	----	----	----

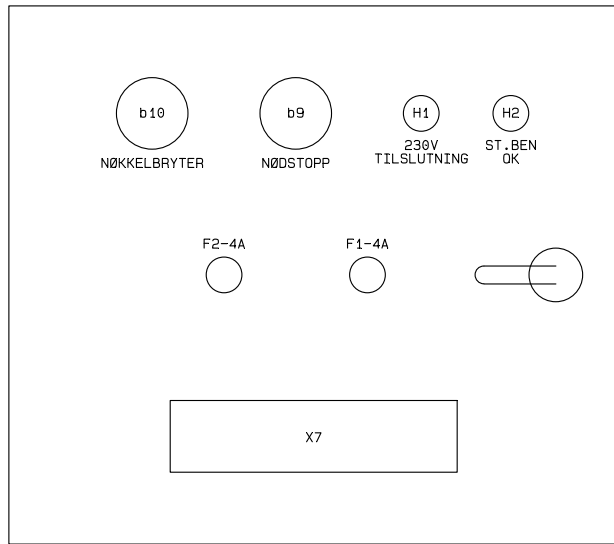


DENKA LIFT Højvang 5 4300 Holbæk Phone 53 43 47 48	Lift type : DK8JR10 NORSK	No : 10021	Hydraulics : Atos	Dia. No. :
	Extra equipment: CE MODEL	Approved by : JJ REGSTRUP INST.	Date : 16-01-97 Rev. :	Title : Nøgleskema
Drawn by : PAJ				Page : 1 of 4

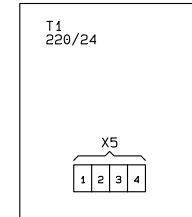
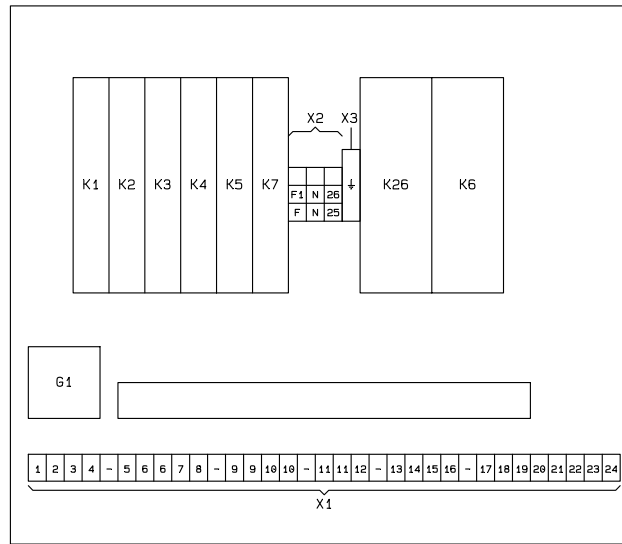


<h1>DENKA LIFT</h1>	Lift type : DK8JR10 NORSK	No : 10021	Hydraulics : Atos	Dia. No. :
	Extra equipment: CE MODEL	Drawn by : PAJ	Approved by : JJ REGSTRUP INST.	Date : 16-01-97 Rev. :
Højvang 5 4300 Holbæk Phone 53 43 47 48				Title : Nøgleskema
				Page : 2 of 4

LOCK STYREKASSE



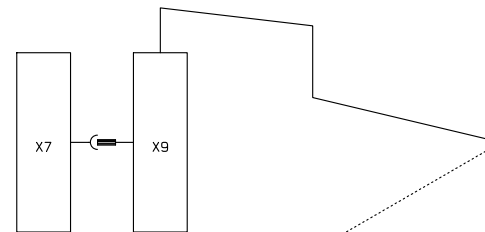
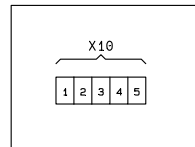
INNHold STYREKASSE



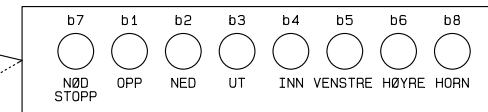
230V TILSLUTNING PÅ CHASSIS



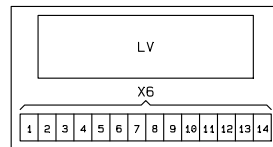
KOBLINGS BOKS PÅ SHASSIS



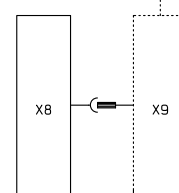
BETJENING



KOBLINGS BOKS PÅ KURV



KURV



MAGNETVENTIL

L13 KURVHORIZON- TERING NED	L18 HASTIGHED 1/2	L15 INN	L17 HØYRE	L12 NED
L11 KURVHORIZON- TERING OPP	L19 HASTIGHED 1/1	L14 UT	L16 VENSTRE	L10 OPP

— PRINT
- - - STYREKASSE
..... UT STYREKASSE

DENKA LIFT

Lift type : DK8JR10 NORSK
Extra equipment: CE MODEL

No : 10021

Hydraulics : Atos

Dia. No. :

Title : Placeringsdiagram

Højvang 5 4300 Holbæk Phone 53 43 47 48

Drawn by : PAJ

Approved by : JJ REGSTRUP INST.

Date : 16-01-97 Rev. :

Page : 3 of 4

- 2 SIDELYS
- 3 HØYRE/VENSTRE BLINK
- 4 HØYRE/VENSTRE BAKLYS
- 5 STOPP
- 6 SKILTLYS
- 7 TÅGEBAGLYS
- LEDNINGSNUMMERE

